



# Around the Block

## QUILT SHOP

---

**September 23, 2016**

To catch you up on the important things: We don't have new lines in the parking lot, yet, so I didn't have to take a passive aggressive stance against line painters. And I figured out how to make my new bed: I had wrapped the mattress pad around both the mattress and what qualifies as the "box springs" part of the bed. Once I undid that, I could tuck in my top sheet. Sigh. These beds should come with instructions. I bet I'm not the only one who has done that.

But then, it took me three years to find the cup holder in my last Subaru. I was complaining to a passenger that Subaru hadn't designed a cup holder into its new car and that the last car had a cup holder in the wrong place and it should have been - and I pointed right to where my new Subaru had placed the cup holder. That's how I found it.

Of course, if I had tried to find the cup holder in the Subaru manual, I would have had to look under W. Let me explain. While driving a previous Subaru version, I got a flat tire. My friend & I wanted to know the best place to put the jack. So we looked in the manual under F for flat tire. Nope. So we looked under T, for tire. Nope. We knew the manual had to explain how to change a flat tire. By just flipping through the manual, we finally found the right entry, under I for "If you have a flat tire." Not W, for "When you have a flat tire." It took us 5 minutes to quit laughing and get back to changing the tire. Since then, Subaru has improved its manuals, so my guess is cup holders would be under W for "Where is the cup holder."

Anyway, what I really want to talk about is showers. Do you remember your first shower? I bring this up only because I was listening to an NPR story about a pimp and his girls. Actually, I think he referred to himself as an entrepreneur or perhaps a manager. A kindly sort who provided a home for these otherwise homeless girls. He's in jail now, and claims he would never do it again, but as he was explaining to a reporter how the "business" worked, he described a typical day in his household: He got up, one of the girls fixed him coffee and while another girl ironed his boxer shorts, he took a 45 minute shower.

And I wondered to myself: who takes 45 minute showers and why did it take so long. Okay, quit laughing. But my take away from that story was not how outrageous the trafficking of women is, or that he wore ironed boxer shorts, but whether this guy paid his own hot water bill. And remember, I'm driving down the road listening to this story and my mind goes off on a tangent, forgetting premise of the story is about prostitution, and instead I start thinking about showers.

Like, my friend who had one in her basement-just a shower head, a curtain around and a drain. That wasn't too exciting, but it was still a shower. Cool. Obviously, my home did not have a shower, so a shower was a novel concept. I was probably 7. Another friend actually had tub/shower. Now that was exciting, but by then I was 11 and 11 year olds just don't take that many showers during the day at a friend's house.


The first long shower I took was at a hotel. I had my own hotel room-I think I was traveling with my folks-and it was so much fun to stand under the warm falling water. I don't know how long I stood in the shower. Obviously, it didn't take much to entertain me back then. I also remember taking a long shower after swim practice at the Omaha Athletic Club. I was pretty young then too, but bathroom felt very exclusive and it made me feel very grown up. I think I kept my dad waiting a long time-but probably not 45 minutes. He never said anything, but I didn't do it again. In & out after that.

These days, I would run out of hot water after probably 15 minutes. I shrivel up after 10. So I follow the Operation Petticoat rules for showering on a submarine--What you don't get the first day you get the next. And that's what happens when your mind wanders while listening to NPR.

## WHAT'S NEW!!

Some notions came in: Towels (feed sack style), sew in magnets (for the Wrapsody purse), 45 degree replacement blades, chalk pencils.

From Troy: We got 26? (give or take) falling leaves flannels--all the same print, all different colors from red through indigo, with black/gray and gray. Very pretty. Here is a sampling:




From Andover:



There are also present in the Advent Christmas line that I couldn't get to load.


From Hoffman--new digitals:

Hoffman Sew into it!




A master project anyone can create      Finished Size: 43" x 43"  
**Supernova Spiral**  
designed by  
**Jeanie Sumrall-Ajero**  
Featuring Hoffman Spectrum Digital Supernova Panel  
SINSPIRAL 536-Aquarius

KIT!



From Timeless:



There is another one as well--they glow in the dark!

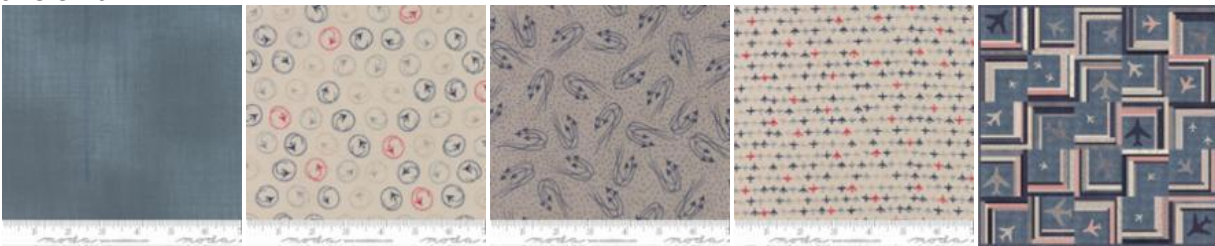
From Moda:



These are 2 different panels, one large,



one small





pattern

laser cut planes



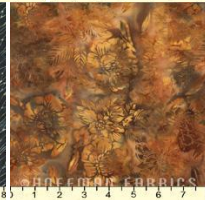

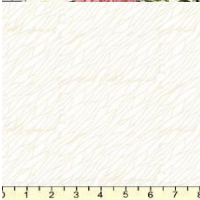
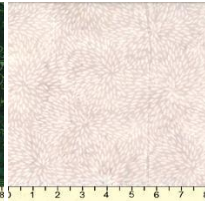





From Anna Griffin



From Free Spirit:



From Hoffman:





From Moda:



## September Classes & Special Events

**Beginning Quilting** Sun. starting Sept 11 1-4 OR Wed Sept 14 6-9 8 weeks

\$65 Barb Boyer

This comprehensive 8-week course will introduce to you almost everything you need to know about piecing a quilt top. Along the way you will learn about color, batting, thread, machines and various techniques to give you the skills to make almost any quilt.



**Eleanor Burns El's Garden Sampler Quilt** Sat. Sept 17 & 24; Oct. 15 & 22; Nov. 19 & 26 10-12 \$20 Barb Boyer

Eleanor Burns has collected attic quilts for years and the sampler in the book Quilts from El's Attic is designed from the blocks in her collection of antique quilts. Each week (2 weeks in a row each month) you will learn different 2 blocks. In December (not yet scheduled) you will learn how to do a scalloped border to finish your quilt.



**Jacks All Around** Sat. Sept. 24, 1-6

This cute Halloween quilt features easy pieced pumpkins, all with different faces. Choose 12 different oranges for your pumpkins and change up the faces to create your own special Halloween jack o'lantern quilt!

**Hand Quilting** Wed. Sept. 28, 1-3 \$25 Sandra Freeburg

Hand quilting is an art that should not be lost. By the end of Sandra's class you will be hand quilting with confidence. Everyone has at least one special quilt that calls out for hand quilting. And there is nothing better than the feel of a hand quilted quilt. Do yourself a favor and learn this art that connects us to our past -- our mothers, grandmothers and great grandmothers.

**Wild Orchid Raven Quilt** Fri. Sept 30, 2-4 \$20

This block of the month will feature a different raven block, from the Raven book by Blackbird Designs. You can hand applique the blocks, but class will show you how to trace the pieces, fuse them in place and applique around by machine. We have 1 kit left of the original fabrics, but you can choose your own fabrics from your stash.



**Friday Nighters, last Friday of the month** 5:30-? \$10 Barb Boyer

This class will help you get organized for Christmas 2015 -- or just help you get things done. You give me a list of your "to dos" or unfinished projects you want to finish and then each month I check off what you've completed. Trust me. If you need incentive to stay on track, this is it. You can bring your sewing machine or do hand work.



# October Classes & Special Events

## **Finish Your Quilt Sale** Oct 1, Nov 5, Dec 3

Bring your finished quilt top to the store, and we'll help you find the perfect back and binding. Plus, we'll give you 20% off your backing, binding and/or batting. It's time to finish your quilts!

## **Block of the Month** Sat. Oct 1 10:30-11:15 FREE Barb Boyer

Join at any time. You get a free fat quarter if you come to class with the previous month's completed block. This year we're making a red, white & blue quilt-patriotic theme, if you like.

## **Ornament Club** 1<sup>st</sup> Sat of the month, 1:30-3:30 Free, if you buy that month's kit

Each month we will feature a different pieced ornament. Some of the ornaments can be used as gift tags & gift card holders. You can pick & choose which ornaments you want to make-each ornament will be displayed prior to class. You can make the March ornament & skip the April ornament, for example. Kits are limited, though, so if you are interested in a particular kit, be sure to sign up for that month & let me know.

## **Monthly Minis** First Saturday of the Month, Sept-Dec. 4-6 \$10 for the year (plus patterns or kits)

This year we are doing various table runners/ door banners/small wall hanging celebrating each month. Some of the quilts are long & skinny, some square, some round. Most of the quilts will be kitted.

## **English Paper Piecing** 1<sup>st</sup> & 3<sup>rd</sup> Mondays 2-4 Barb Boyer \$20

English paper piecing dates back to the early 1800s. It is a hand sewing method that uses paper templates to help sew complex angles together, like hexagons. Any number of different designs can be made, including Grandmother's Flower Garden. Several patterns will be available, including traditional Flower Garden and the Downton Abbey free pattern.

## **Who Are You?** Thur. Oct 6 & 20, 1-4 or 6-9 Sue Frerich \$25

This cute pattern features owls, done in the Southwind Designs fashion-like cathedral windows. Once you have done a Southwind Pattern, you will want to make more-the sheep, frogs, Mexican Star. These quilts can be wall hangings, table runners or full sized quilts. Come learn the trick of turning the edges for form curves!



## **Hand Embroidery Club** 2<sup>nd</sup> Sat. of the month, 10-noon FREE (but see below) Kathy Sconce

(Club normally meets the 2nd Sat. of each month from 10-noon)

Starting this fall we are doing barns. If you want to participate, there will be a COST. The patterns is \$20 + \$12

for printing. Each month, I will print the barn on Transfer Ez for you. Bring your fabric and supplies (floss, hoop, scissors, etc), and we will sit & stitch on the blocks during class. Fabric requirements will be provided in the first class.

**Christmas Wreath** Sat. Oct. 8 1-4 Barb Boyer Free with purchase of kit

This dimensional Christmas Wreath is easy to make and is a fun table topper or a wall/door hanging. You have this wreath done in an afternoon and you'll be ready to make more for gifts.



**Chit Chat Quilt** Sat. Oct. 8 ongoing, 4-6 \$20 Barb Boyer

**Knit Pickers' Club** 2<sup>nd</sup> Thurs. of each month, 6-8:30 Carol Moler

Every second Thursday, we're getting together to practice our knitting. The Club is open to all skill levels. We want to share what we've learned, find new patterns, and simply just sit and knit.

**Eleanor Burns El's Garden Sampler Quilt** ongoing Oct. 15 & 22; Nov. 19 & 26 10-12 \$20

**Christmas Row Quilt** 3<sup>rd</sup> Sat of the month, 1-4 ongoing

**Back Basting** Wed. Oct. 19 1-3 Sandra Freeburg \$25

Back basting is a template free method of needle turn applique. No slippery freezer paper or chalked lines on top that never seem to get turned under quite right. This method is especially great for traveling, because your pieces will be basted onto your background -- no need for pins to get in the way. This class is great for beginners and all levels of appliquers. Don't let hand applique frustrate you. It's really easy and relaxing!

**Modern Vintage Quilt** Sat. Oct 22 1-6 \$20 Barb Boyer

This "vintage modern" quilt design uses a Denmark based fabric from Stof. The pieced parts are a snowball styled block, and the Stof fabrics form the large borders. Class will focus on the blocks and how to add very large borders to a quilt.

**Hand Quilting** Wed. Oct 26, 1-3 \$25 Sandra Freeburg

Hand quilting is an art that should not be lost. By the end of Sandra's class you will be hand quilting with confidence. Everyone has at least one special quilt that calls out for hand quilting. And there is nothing better than the feel of a hand quilted quilt. Do yourself a favor and learn this art that connects us to our past -- our mothers, grandmothers and great grandmothers.

**Wild Orchid Raven Quilt** last Friday of the month ongoing, 2-4 \$20

This block of the month will feature a different raven block, from the Raven book by Blackbird Designs. You can hand applique the blocks, but class will show you how to trace the pieces, fuse them in place and applique around by machine. We have 1 kit left of the original fabrics, but you can choose your own fabrics from your


stash.

**Friday Nighters, last Friday of the month** 5:30-? \$10 Barb Boyer

This class will help you get organized for Christmas 2015 -- or just help you get things done. You give me a list of your "to dos" or unfinished projects you want to finish and then each month I check off what you've completed. Trust me. If you need incentive to stay on track, this is it. You can bring your sewing machine or do hand work.

**Stack & Whack** Sat. Oct 29, 10:30-5 \$20 Barb Boyer

There are some quilts that everyone needs to do-at least once. Stack & Whack is one of those quilts. You take beautiful fabric, cut it into identical pieces, and sew it back together in a kaleidoscope pattern. We will work with the 8 repeat, classic, pattern.



# September 2016

Sunday	Monday	Tuesday	Wednesday	Thursday	Friday	Saturday
				<b>1</b>	<b>2</b> Open Sew1-4	<b>3</b> BOM 10:30-11:30 Ornament Club 2-4 Monthly Minis 4-6
4 CLOSED	<b>5</b> English Paper Piecing 2-4  Labor Day	<b>6</b>	<b>7</b>	<b>8</b> Knit Pickers' Club 6-8:30	<b>9</b>	<b>10</b> Embroider y Club 10- noon Coloring on Fabric 1-3 Chit Chat 4-6 (English Paper Piecing)
<b>11</b> Beginnin g Quilt 1- 4	<b>12</b>	<b>13</b>	<b>14</b> Beginning Quilt 6-9	<b>15</b> Camden Bag 1-4 or 6-9	<b>16</b> Open Sew1-4 Full Moon	<b>17</b> Eleanor Burns El's Garden Sampler 10-12 Christmas Row Quilt 1-4 Machine Applied Binding 4-6
<b>18</b> Beginnin g Quilt 1- 4	<b>19</b> English Paper Piecing 2-4	<b>20</b>	<b>21</b> Back Basting 1-3  Beginning Quilt 6- 9	<b>22</b>	<b>23</b>	<b>24</b> Eleanor Burns El's Garden Sampler 10-12 Jacks All Around 1-6
<b>25</b> Beginnin g Quilt 1- 4	<b>26</b>	<b>27</b>	<b>28</b> Hand Quilting 1-3  Beginning Quilt 6- 9	<b>29</b> Camden Bag 1-4 or 6-9	<b>30</b> Wild Orchid Raven Quilt 2-4  Friday Nighters 5:30 -?	<b>Color of the month: orange</b>

# October 2016

Sunday	Monday	Tuesday	Wednesday	Thursday	Friday	Saturday
						1 BOM 10:30-11:30 Ornament Club 2-4 Monthly Minis 4-6
2 Beginning Quilt 1-4	3 English Paper Piecing 2-4	4	5 Beginning Quilt 6-9	6 Who Are You? (Southwind Designs) 1-4 or 6-9	7 Open Sew1-4	8 Embroidery Club 10-noon Christmas Wreath 1-4 Chit Chat 4-6 (English Paper Piecing)
9 CONCERT	10 Columbus Day	11	12 Beginning Quilt 6-9	13 Knit Pickers' Club 6-8:30	14	15 Eleanor Burns El's Garden Sampler 10-12 Christmas Row Quilt 1-4
16 Full Moon Beginning Quilt 1-4	17 English Paper Piecing 2-4	18	19 Back Basting 1-3 Beginning Quilt 6-9	20 Who Are You? (Southwind Designs) 1-4 or 6-9	21 Open Sew1-4	22 Eleanor Burns El's Garden Sampler 10-12 Modern Vintage Quilt 1-6
23 Beginning Quilt 1-4	24	25	26 Hand Quilting 1-3  Beginning Quilt 6-9	27	28 Wild Orchid Raven Quilt 2-4  Friday Nighters 5:30 -?	29 Stack & Whack 10:30-5
30 Beginning Quilt 1-4	31 Halloween	Color of the month: green				

\*\*\*\*\*

**HAND EMBROIDERY CLUB**

If you want to learn to hand embroider or just brush up your technique, join us on the second Saturday of the month from 10 to noon. We provide free vintage patterns, and this year we will have free patterns of girls with hats, that you can embroider, embellish and color. Each month Kathy Sconce shows us a new stitch to try, plus, she guides us through thread choices, how to knot, fabrics to use, and tracing techniques.

\*\*\*\*\*

**Knit Pickin' Club**

This is another get-together class to sit & knit, work on our projects, share information and get some help. We will share techniques, suggest patterns, but mainly we'll sit & knit (or pick).

**Toad Toters**

On full moon days (as noted in the calendar) you will get 20% off all purchases (not otherwise discounted) that you can fit in your bag. You must bring your bag to participate. Full Moon Days: Sept. 16; Oct. 16; Nov. 14; Dec. 14.

**Discount Policy**

We will honor only one discount -- whichever is largest. You can't combine a 10% with a 25% discount to get a 35% discount. On this we can't be bribed.

**Color of the Month**

September orange; October green; November flannel; December Christmas.

\*\*\*\*\*

Join the fun and come feel the difference of quality fabrics.

Happy quilting!

Sincerely,

Barbara Boyer  
Around the Block  
307-433-9555  
[www.aroundtheblockquilts.com](http://www.aroundtheblockquilts.com)